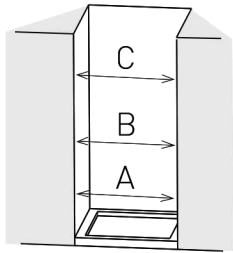
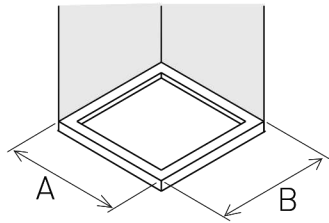


IMPORTANT COMMENTS WHEN TAKING MEASUREMENTS

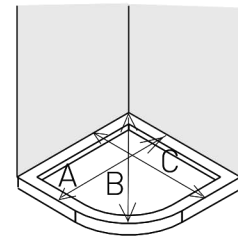


- Between **walls** the measurements must be taken at 3 different points:

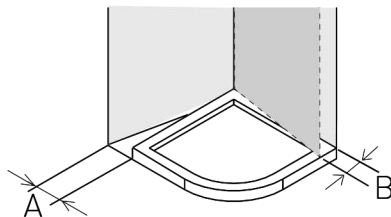
- Bottom (A)
- Middle (B)
- Top (C)



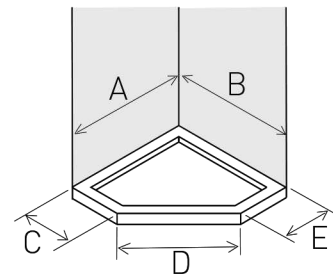
- For **angular** installations, the measurements must be taken from the external part of the tray to the wall, as shown in the diagram.



- For **curved trays**, two measurements must be taken, from the external part of the tray to the wall and the diagonal measurement of the tray, as shown in the diagram.



- For **curved trays**, if the walls are not in line this must be taken into account. If this is the case, add in the measurement shown in the diagram to the other measurements taken.



- For **pentagonal trays**, the three measurements shown in the diagram must be taken from the external part of the tray to the wall.